



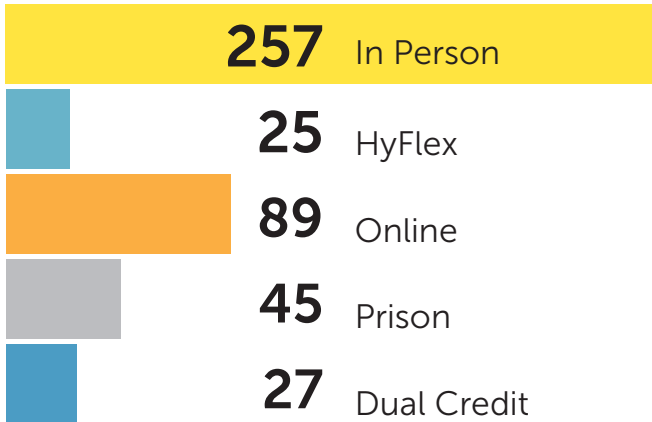
# PRAIRIE COLLEGE FAST FACTS

## STUDENT POPULATION

### ENROLLMENT

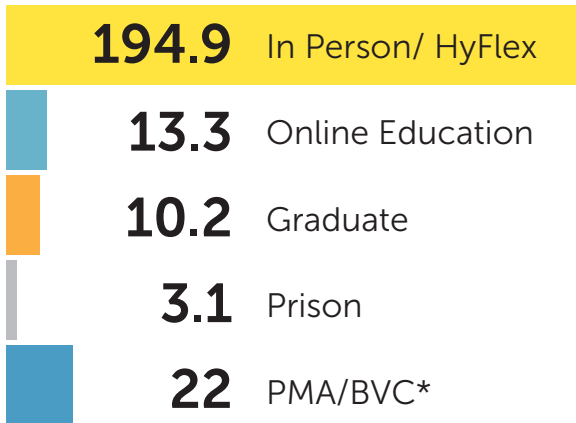
For the 2021-2022 School Year

### TOTAL HEADCOUNT



**Total: 443**

### TOTAL FTE (FULL TIME EQUIVALENT)



**Total: 243.5**

\*These represent credits taken by Prairie students through partner programs with Professional Medical Associates and Bow Valley College

### RETENTION/COMPLETION RATES

# 74%

**First Time to Prairie**  
(Fall 2021 or Winter 2022)

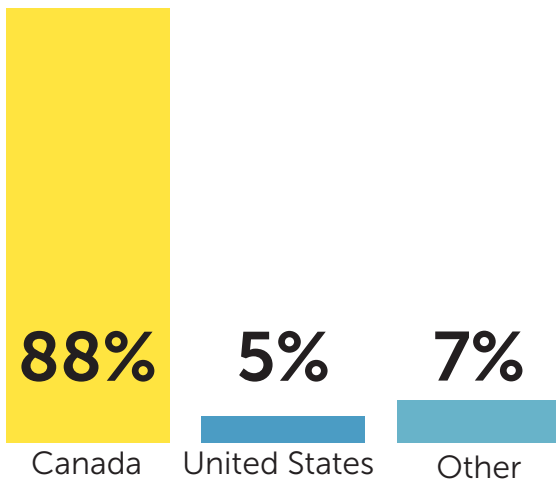
# 79%

**All Students**  
(Summer 2021-Spring 2022)

## PROGRAM ENROLLMENTS

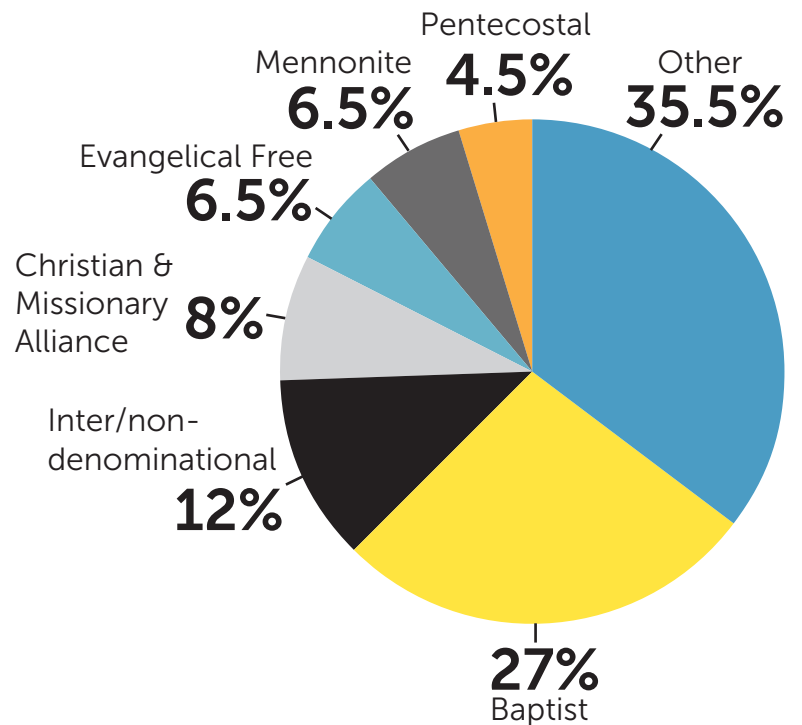
	Aviation	<b>41</b>
	Christian Formation/ Counselling	<b>18</b>
	Digital Media	<b>17</b>
	Diploma in Bible	<b>14</b>
	Encounter/Prison Encounter	<b>47</b>
	Explore/Outdoor Leadership	<b>36</b>
	Humanities	<b>4</b>
	Intercultural Studies	<b>17</b>
	Business Administration	<b>26</b>
	Pastoral Ministry	<b>30</b>
	Practical Nursing	<b>45</b>
	Primary Care Paramedic	<b>7</b>
	Sports Management	<b>5</b>
	Theology	<b>17</b>
	Worship Leading & Music	<b>21</b>
	Youth Ministry	<b>18</b>
	Graduate	<b>14</b>
	Nondegree	<b>32</b>

## CITIZENSHIP



## DENOMINATION

26 denominations represented



## IMPACT

### POST-GRADUATION OUTCOMES

Post-Graduation Survey, within one year of graduation



### NUMBER OF GRADUATES

Post-Graduation Survey, within one year of graduation

**81%**

Total Graduates

**97%**

Program Completion