



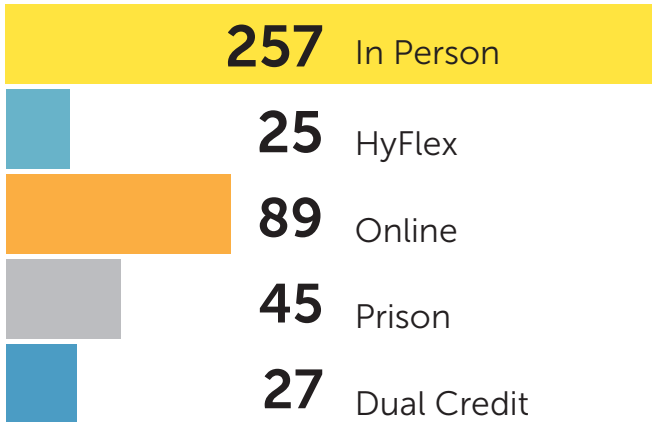
PRAIRIE COLLEGE FAST FACTS

STUDENT POPULATION

ENROLLMENT

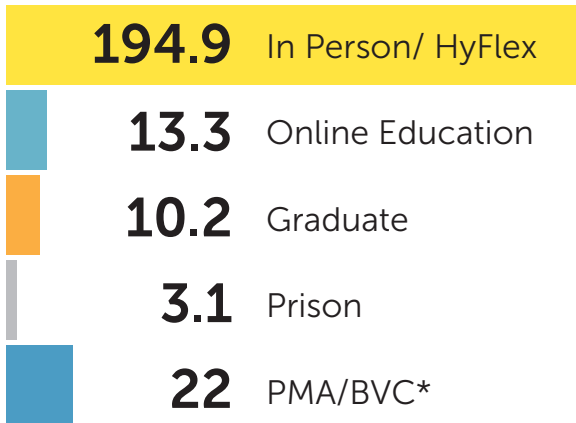
For the 2021-2022 School Year

TOTAL HEADCOUNT



Total: 443

TOTAL FTE (FULL TIME EQUIVALENT)



Total: 243.5

*These represent credits taken by Prairie students through partner programs with Professional Medical Associates and Bow Valley College

RETENTION/GRADUATION RATES

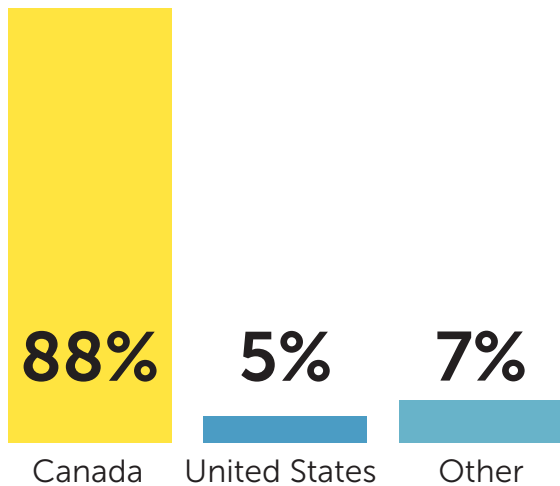
68.85%
Retention
Rate

54.46%
Graduation
Rate

PROGRAM ENROLLMENTS

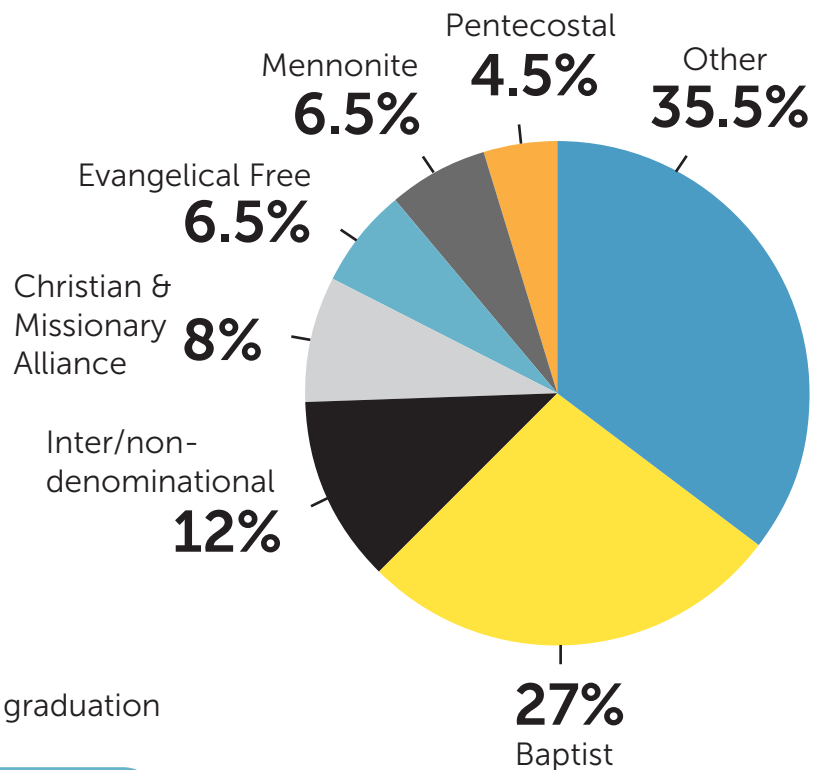
	Aviation	41
	Christian Formation/ Counselling	18
	Digital Media	17
	Diploma in Bible	14
	Encounter/Prison Encounter	47
	Explore/Outdoor Leadership	36
	Humanities	4
	Intercultural Studies	17
	Business Administration	26
	Pastoral Ministry	30
	Practical Nursing	45
	Primary Care Paramedic	7
	Sports Management	5
	Theology	17
	Worship Leading & Music	21
	Youth Ministry	18
	Graduate	14
	Nondegree	32

CITIZENSHIP




DENOMINATION

26 denominations represented



NUMBER OF GRADUATES

Post-Graduation Survey, within one year of graduation



IMPACT

POST-GRADUATION OUTCOMES

Post-Graduation Survey, within one year of graduation

62%

Working in a field that relates to their Prairie College training

23%

Continuing further education

82%

Are satisfied or very satisfied that during their time at Prairie they grew and were nourished in their knowledge of God and Scripture

100%

Rate Prairie as strong or very strong in terms of educational relevance

