



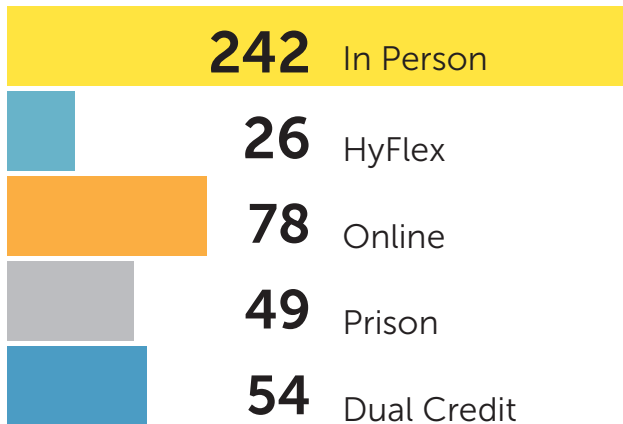
PRAIRIE COLLEGE FAST FACTS

STUDENT POPULATION

ENROLLMENT


For the 2022-2023 School Year

TOTAL HEADCOUNT



Total: 449

TOTAL FTE (FULL TIME EQUIVALENT)



Total: 262.7

*These represent credits taken by Prairie students through partner programs with Professional Medical Associates and Bow Valley College

RETENTION/GRADUATION RATES

68.85%

Retention
Rate

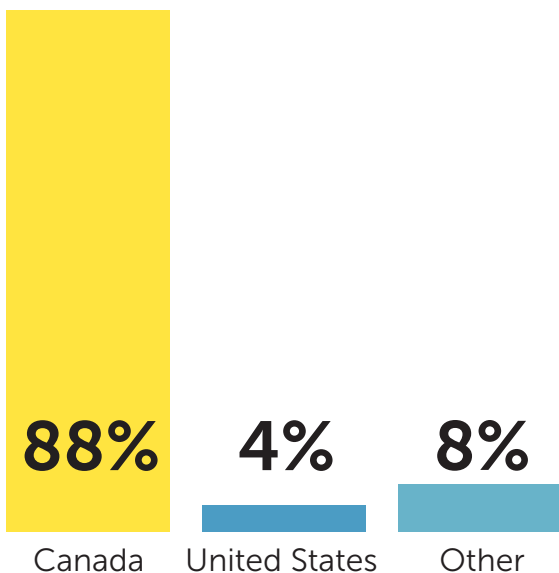
54.46%

Graduation
Rate

PROGRAM ENROLLMENTS

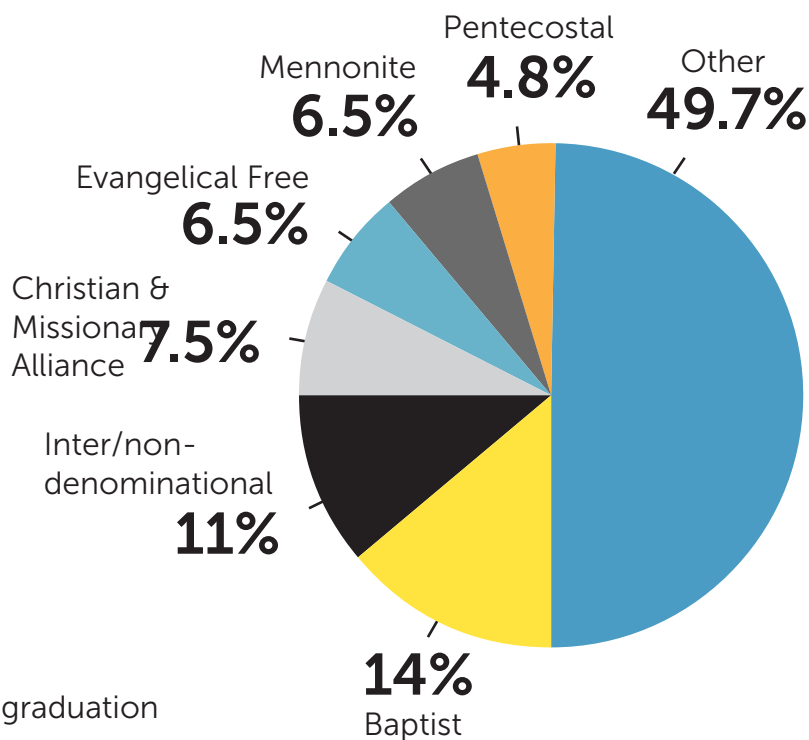
	Aviation	38
	Bible/Theology	40
	Business Administration	22
	Christian Formation/ Counselling	22
	Digital Media	17
	Encounter	21
	Prison Encounter	31
	Prison Diploma In Bible	2
	Humanities	4
	Intercultural Studies	18
	Next Gen. Ministry	17
	Outdoor Leadership	29
	Pastoral Ministry	17
	Practical Nursing	27
	Primary Care Paramedic	15
	Sports Management	10
	Worship Leading & Music	22
	Workplace	1
	Graduate MGCEL	19
2	Dual Credit	47
	Nondegree	10

CITIZENSHIP




DENOMINATION

26 denominations represented



NUMBER OF GRADUATES

Post-Graduation Survey, within one year of graduation



IMPACT

POST-GRADUATION OUTCOMES

Post-Graduation Survey, within one year of graduation



62%

Working in a field that relates to their Prairie College training

23%

Continuing further education

82%

Are satisfied or very satisfied that during their time at Prairie they grew and were nourished in their knowledge of God and Scripture

100%

Rate Prairie as strong or very strong in terms of educational relevance